

Incremental Discovery of Prominent Situational Facts

Afroza Sultana¹, Naeemul Hassan¹, Chengkai Li¹, Jun Yang², Cong Yu³
¹University of Texas at Arlington, ²Duke University, ³Google Research

ICDE 2014, Chicago, IL



UNIVERSITY OF
TEXAS
ARLINGTON



DUKE
COMPUTER SCIENCE



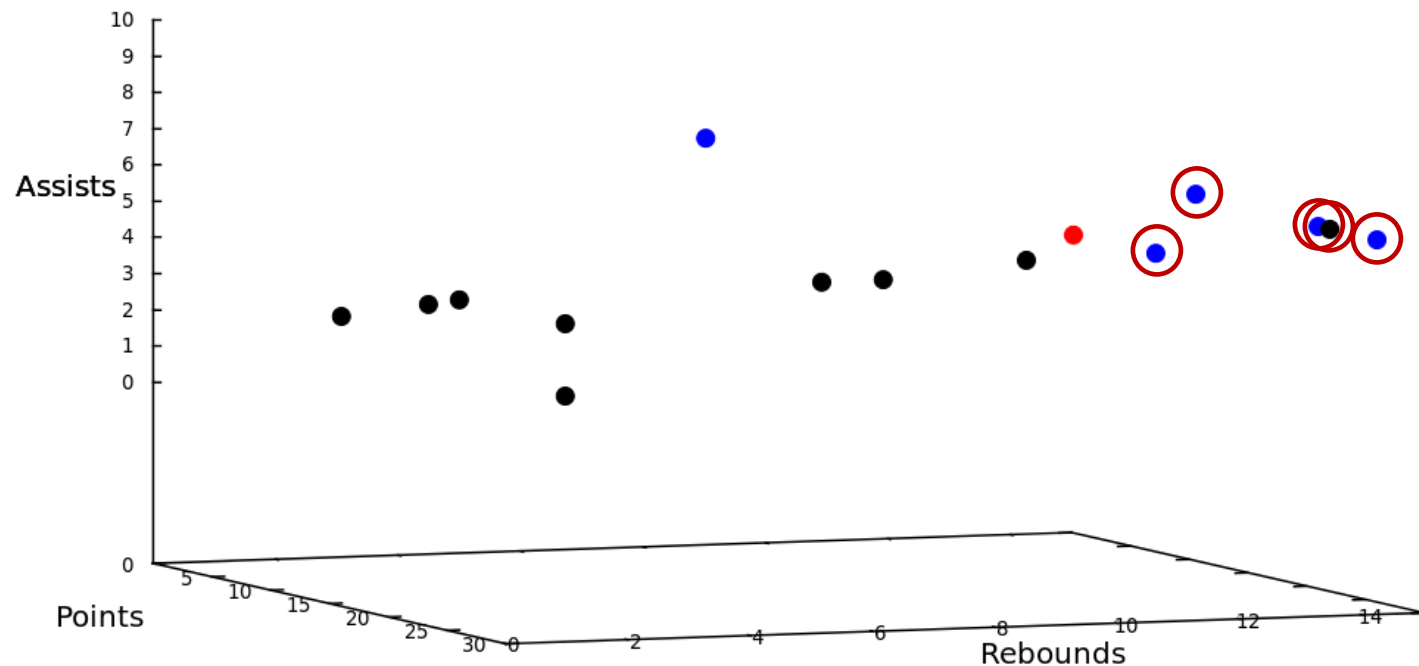
Situational Facts

“Paul George had 21 points, 11 rebounds and 5 assists to become the first Pacers player with a 20/10/5 (points/rebounds/assists) game against the Bulls since Detlef Schrempf in December 1992.”

(<http://espn.go.com/espn/elias?date=20130205>)

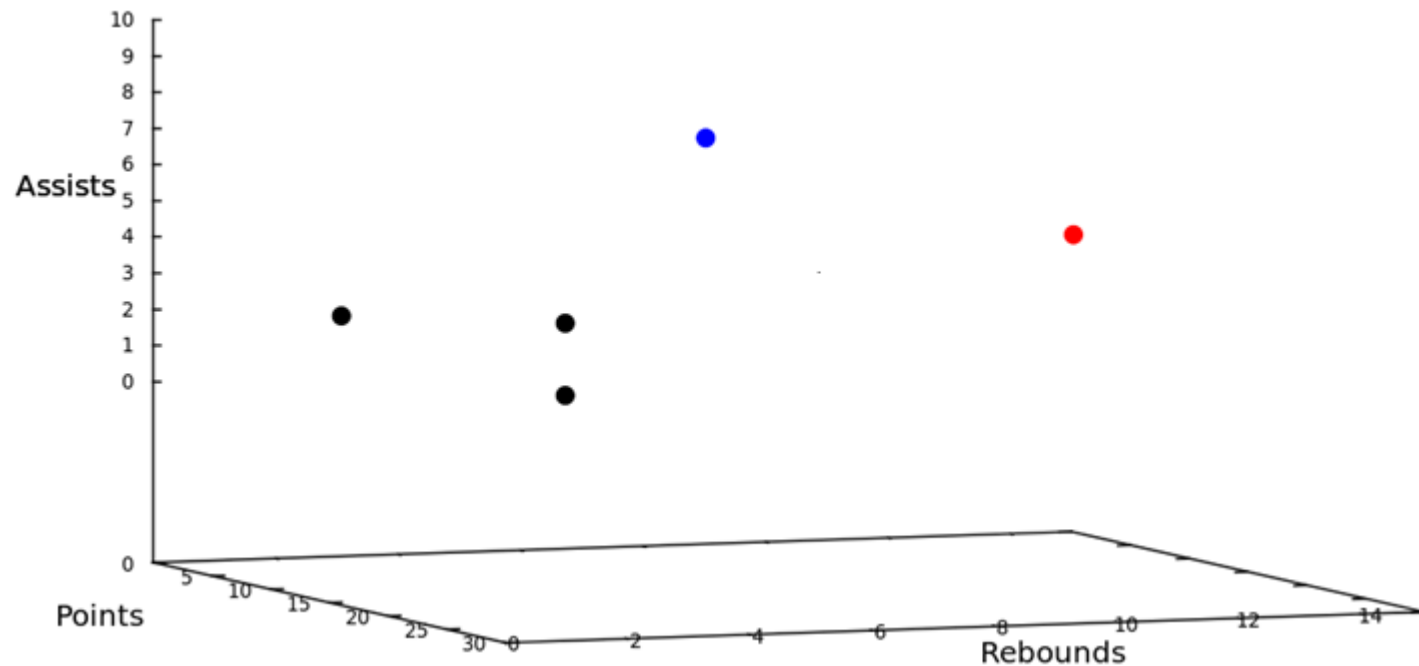
Situational Facts

“Paul George had 21 points, 11 rebounds and 5 assists to become the first Pacers player with a 20/10/5 (points/rebounds/assists) game against the Bulls since Detlef Schrempf in December 1992.”
(<http://espn.go.com/espn/elias?date=20130205>)



Situational Facts

“Paul George had 21 points, 11 rebounds and 5 assists to become the first Pacers player with a 20/10/5 (points/rebounds/assists) game against the Bulls since Detlef Schrempf in December 1992.”
(<http://espn.go.com/espn/elias?date=20130205>)



Situational Facts

“The social world’s most viral photo ever generated 3.5 million likes, 170,000 comments and 460,000 shares by Wednesday afternoon.”

(<http://www.cnn.com/id/49728455/President Obama Sets New Social Media Record>)



Barack Obama

Four more years.

Like · Comment · Share · November 6, 2012

- 4,436,957 people like this.
- 574,829 shares
- View previous comments 42 of 217,242

Album: Timeline Photos

Shared with: Public

- Open Photo Viewer
- Download
- Embed Post
- Report

Situational Facts

“The social world’s most viral photo ever generated **3.5 million likes, 170,000 comments and 460,000 shares** by Wednesday afternoon.”

(<http://www.cnn.com/id/49728455/President Obama Sets New Social Media Record>)



Barack Obama

Four more years.

Like · Comment · Share · November 6, 2012

- 👍 4,436,957 people like this.
- 📄 574,829 shares
- 💬 View previous comments 42 of 217,242

Album: Timeline Photos

Shared with: Public

- Open Photo Viewer
- Download
- Embed Post
- Report

Situational Facts

“The social world’s **most viral photo** ever generated **3.5 million likes**, **170,000 comments** and **460,000 shares** by Wednesday afternoon.”

(<http://www.cnn.com/id/49728455/President Obama Sets New Social Media Record>)



Situational Facts

- **Stock Data:** Stock A becomes the **first stock in history** with **price** over \$300 and market cap over \$400 billion.
- **Weather Data:** Today's measures of **wind speed and humidity** are **x** and **y**, respectively. **City B** has never encountered such high wind speed and humidity in **March**.
- **Criminal Records:** There were **50 DUI arrests** and **20 collisions** in **city C** yesterday, the first time in **2013**.

Financial Analyst
Journalists
Scientists Citizens

A Mini-world of Basketball GameLogs

id	player	day	month	season	team	opp_team	pts	ast	reb
t_1	Bogues	11	Feb.	1991-92	Hornets	Hawks	4	12	5
t_2	Seikaly	13	Feb.	1991-92	Heat	Hawks	24	5	15
t_3	Sherman	7	Dec.	1993-94	Celtics	Nets	13	13	5
t_4	Wesley	4	Feb.	1994-95	Celtics	Nets	2	5	2
t_5	Wesley	5	Feb.	1994-95	Celtics	Timberwolves	3	5	3
t_6	Strictland	3	Jan.	1995-96	Blazers	Celtics	27	18	8
t_7	Wesley	25	Feb.	1995-96	Celtics	Nets	12	13	5

Last tuple appended to table

A Mini-world of Basketball GameLogs

id	player	day	month	season	team	opp_team	pts	ast	reb
t_1	Bogues	11	Feb.	1991-92	Hornets	Hawks	4	12	5
t_2	Seikaly	13	Feb.	1991-92	Heat	Hawks	24	5	15
t_3	Sherman	7	Dec.	1993-94	Celtics	Nets	13	13	5
t_4	Wesley	4	Feb.	1994-95	Celtics	Nets	2	5	2
t_5	Wesley	5	Feb.	1994-95	Celtics	Timberwolves	3	5	3
t_6	Strictland	3	Jan.	1995-96	Blazers	Celtics	27	18	8
t_7	Wesley	25	Feb.	1995-96	Celtics	Nets	12	13	5

A Mini-world of Basketball GameLogs

id		month				pts	ast	reb
t_1		Feb.				4	12	5
t_2		Feb.				24	5	15
t_4		Feb.				2	5	2
t_5		Feb.				3	5	3
t_7		Feb.				12	13	5

A Mini-world of Basketball GameLogs

id		month				pts	ast	reb
t_1		Feb.				4	12	5
t_2		Feb.				24	5	15
t_4		Feb.				2	5	2
t_5		Feb.				3	5	3
t_7		Feb.				12	13	5

- Wesley had 12 points, 13 assists and 5 rebounds on February 25, 1996 to become the first player with a 12/13/5 (points/assists/rebounds) in February.

A Mini-world of Basketball GameLogs

id			season			pts	ast	reb
t_6			1995-96			27	18	8
t_7			1995-96			12	13	5

A Mini-world of Basketball GameLogs

id					team	opp_team		ast	reb
t_3					Celtics	Nets		13	5
t_4					Celtics	Nets		5	2
t_7					Celtics	Nets		13	5

- Wesley had 13 assists and 5 rebounds on February 25, 1996 to become the second Celtics player with a 13/5 (assists/rebounds) game against the Nets.

Problem Definition

Dimension space: $\mathcal{D} = \{d_1, \dots, d_n\}$

Measure space: $\mathcal{M} = \{m_1, \dots, m_s\}$

id	player	day	month	season	team	opp_team	pts	ast	reb
t_1	Bogues	11	Feb.	1991-92	Hornets	Hawks	4	12	5
t_2	Seikaly	13	Feb.	1991-92	Heat	Hawks	24	5	15
t_3	Sherman	7	Dec.	1993-94	Celtics	Nets	13	13	5
t_4	Wesley	4	Feb.	1994-95	Celtics	Nets	2	5	2
t_5	Wesley	5	Feb.	1994-95	Celtics	Timberwolves	3	5	3
t_6	Strictland	3	Jan.	1995-96	Blazers	Celtics	27	18	8

append-only table

Problem Definition

- **Constraint (C):** $d_1=v_1 \wedge d_2=v_2 \wedge \dots \wedge d_n=v_n$, $v_i \in \text{dom}(d_i) \cup \{*\}$
- $\text{team}=\text{Celtics} \wedge \text{opp_team}=\text{Nets}$

id					team	opp_team			
t_3					Celtics	Nets			
t_4					Celtics	Nets			

Problem Definition

□ **Constraint-Measure Pair (C, M):** Combination of a constraint and measure subspace

- $(\text{team}=\text{Celtics} \wedge \text{opp_team}=\text{Nets}, \{\text{assists}, \text{rebounds}\})$

id					team	opp_team		ast	reb
t_3					Celtics	Nets		13	5
t_4					Celtics	Nets		5	2

Problem Definition

□ Contextual skyline: skyline regarding (C, M)

■ $\sigma_{\text{team}=\text{Celtics} \wedge \text{opp_team}=\text{Nets}}(R)$, $M=\{\text{assists,rebounds}\}$

➤ $\{t_3\}$

id					team	opp_team		ast	reb
t_3					Celtics	Nets		13	5
t_4					Celtics	Nets		5	2

Problem Definition; Situational Fact Discover Problem



Tuples capturing real world events appended to table

id	player	day	month	season	team	opp_team	pts	ast	reb
t_1	Bogues	11	Feb.	1991-92	Hornets	Hawks	4	12	5
t_2	Seikaly	13	Feb.	1991-92	Heat	Hawks	24	5	15
t_3	Sherman	7	Dec.	1993-94	Celtics	Nets	13	13	5
t_4	Wesley	4	Feb.	1994-95	Celtics	Nets	2	5	2
t_5	Wesley	5	Feb.	1994-95	Celtics	Timberwolves	3	5	3
t_6	Strickland	3	Jan.	1995-96	Blazers	Celtics	27	18	8
t_7	Wesley	25	Feb.	1995-96	Celtics	Nets	12	13	5

Find constraint-measure pair (C, M) such that t is in the contextual skyline.

Constraint	Measure
month= <i>Feb</i>	pts, ast, rb
opp_team= <i>Nets</i>	ast, rb
team= <i>Celtics</i> \wedge opp_team= <i>Nets</i>	ast, rb
...	...

Template

Wesley had 12 points, 13 assists and 5 rebounds on February 25, 1996 to become the first player with a 12/13/5 (points/assists/rebounds) in February.

Related Work

- Conventional skyline analysis (Borzsonyi et al. ICDE 2001)
 - **Q**: context, measure subspace \implies **A**: contextual skyline tuples
 - ✓ **Our focus**--- **A**: tuple \implies **Q**: constraint-measure pairs

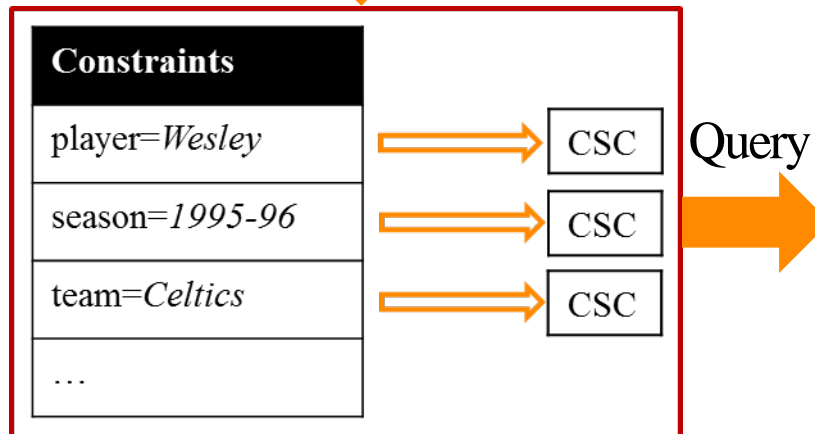
Related Works

➤ Compressed Skycube (Xia et al. SIGMOD 2006)

- Update compressed skycube in monitoring fashion

✓ We adapted CSC for each constraint: **Constraint-CSC**

id	player	day	month	season	team	opp_team	pts	ast	reb
t_1	Bogues	11	Feb.	1991-92	Hornets	Hawks	4	12	5
t_2	Seikaly	13	Feb.	1991-92	Heat	Hawks	24	5	15
t_3	Sherman	7	Dec.	1993-94	Celtics	Nets	13	13	5
t_4	Wesley	4	Feb.	1994-95	Celtics	Nets	2	5	2
t_5	Wesley	5	Feb.	1994-95	Celtics	Timberwolves	3	5	3
t_6	Strickland	3	Jan.	1995-96	Blazers	Celtics	27	18	8
t_7	Wesley	25	Feb.	1995-96	Celtics	Nets	12	13	5



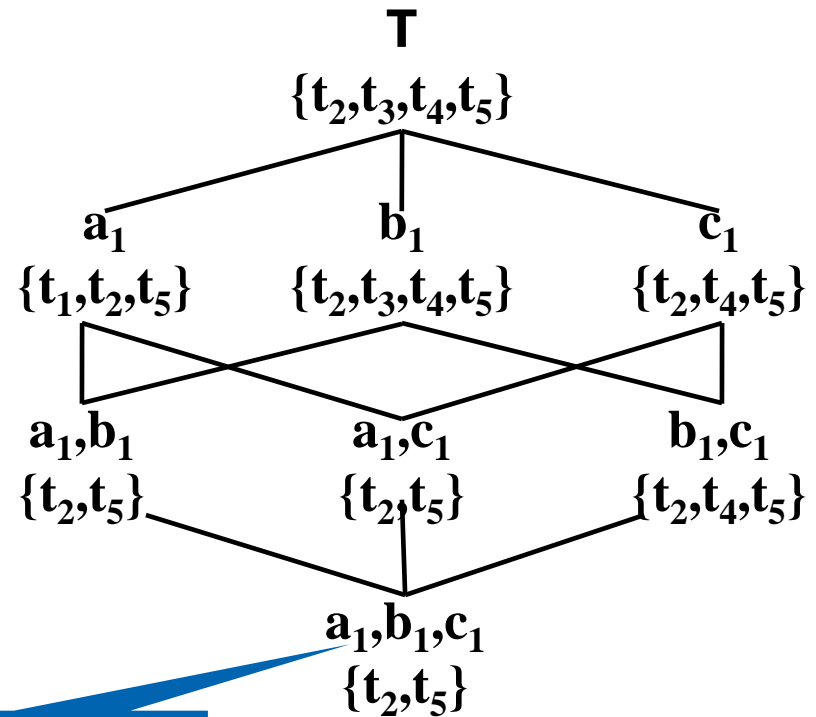
Constraint	Measure
month= <i>Feb</i>	pts, ast, rb
opp_team= <i>Nets</i>	ast, rb
team= <i>Celtics</i> \wedge opp_team= <i>Nets</i>	ast, rb
...	...

Related Works

- **Prominent Analysis by Ranking** (Wu et. Al. VLDB 2009)
 - Static data, onetime query
 - ✓ We dealt on continuous data, standing query
 - Find the contexts where an object is ranked high in a **single scoring attribute**
 - ✓ We considered skyline on multiple measure subspaces

Modeling

<i>id</i>	<i>d</i> ₁	<i>d</i> ₂	<i>d</i> ₃	<i>m</i> ₁	<i>m</i> ₂
<i>t</i> ₁	<i>a</i> ₁	<i>b</i> ₂	<i>c</i> ₂	10	15
<i>t</i> ₂	<i>a</i> ₁	<i>b</i> ₁	<i>c</i> ₁	15	10
<i>t</i> ₃	<i>a</i> ₂	<i>b</i> ₁	<i>c</i> ₂	17	17
<i>t</i> ₄	<i>a</i> ₂	<i>b</i> ₁	<i>c</i> ₁	20	20
<i>t</i> ₅	<i>a</i> ₁	<i>b</i> ₁	<i>c</i> ₁	11	15



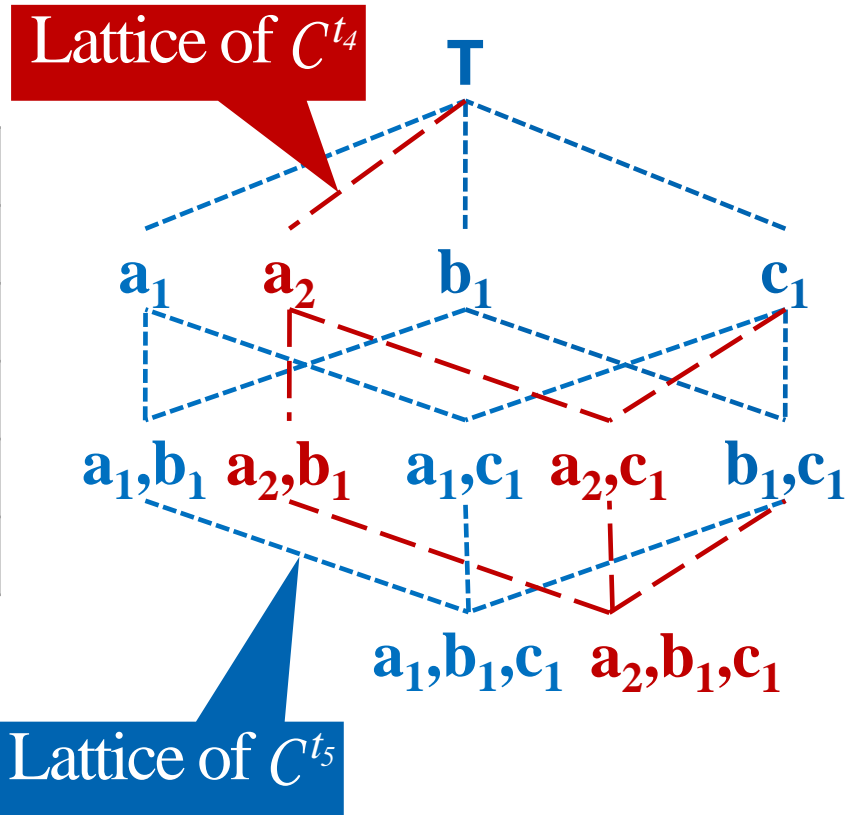
$$d_1=a_1 \wedge d_2=b_1 \wedge d_3=c_1$$

Lattice of C^{t_5}

Tuple Satisfied Constraint C^t : If $\forall d_i \in \mathcal{D}$, $C.d_i = *$ or $C.d_i = t.d_i$, t satisfies C .

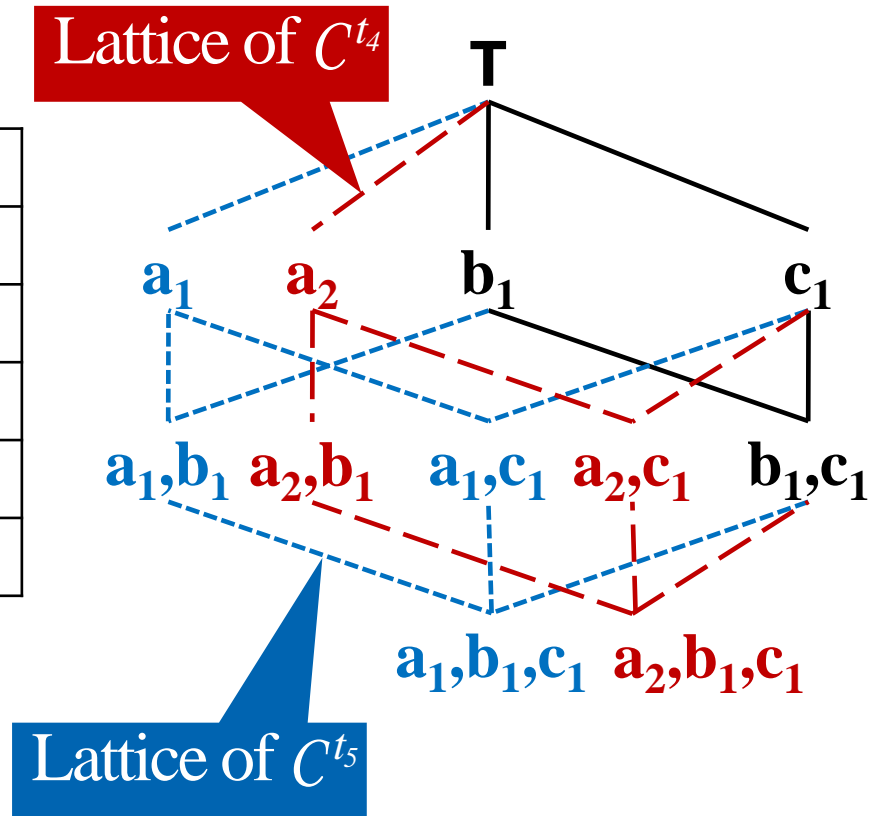
Modeling

id	d_1	d_2	d_3	m_1	m_2
t_1	a_1	b_2	c_2	10	15
t_2	a_1	b_1	c_1	15	10
t_3	a_2	b_1	c_2	17	17
t_4	a_2	b_1	c_1	20	20
t_5	a_1	b_1	c_1	11	15



Modeling

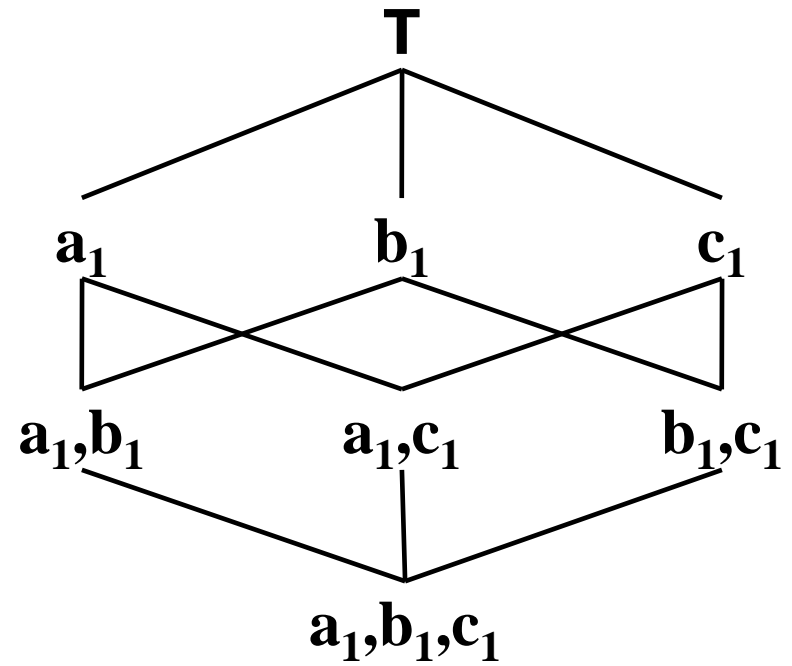
id	d_1	d_2	d_3	m_1	m_2
t_1	a_1	b_2	c_2	10	15
t_2	a_1	b_1	c_1	15	10
t_3	a_2	b_1	c_2	17	17
t_4	a_2	b_1	c_1	20	20
t_5	a_1	b_1	c_1	11	15



Lattice Intersection: $C^{t_4, t_5} = C^{t_4} \cap C^{t_5}$

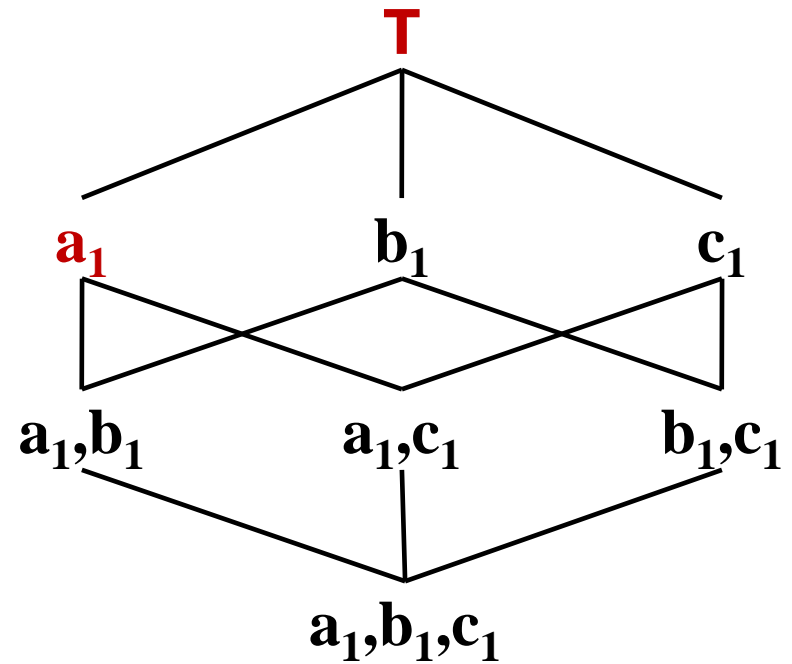
Brute-Force Approach

<i>id</i>	<i>d</i> ₁	<i>d</i> ₂	<i>d</i> ₃	<i>m</i> ₁	<i>m</i> ₂
<i>t</i> ₁	<i>a</i> ₁	<i>b</i> ₂	<i>c</i> ₂	10	15
<i>t</i> ₂	<i>a</i> ₁	<i>b</i> ₁	<i>c</i> ₁	15	10
<i>t</i> ₃	<i>a</i> ₂	<i>b</i> ₁	<i>c</i> ₂	17	17
<i>t</i> ₄	<i>a</i> ₂	<i>b</i> ₁	<i>c</i> ₁	20	20
<i>t</i> ₅	<i>a</i> ₁	<i>b</i> ₁	<i>c</i> ₁	11	15



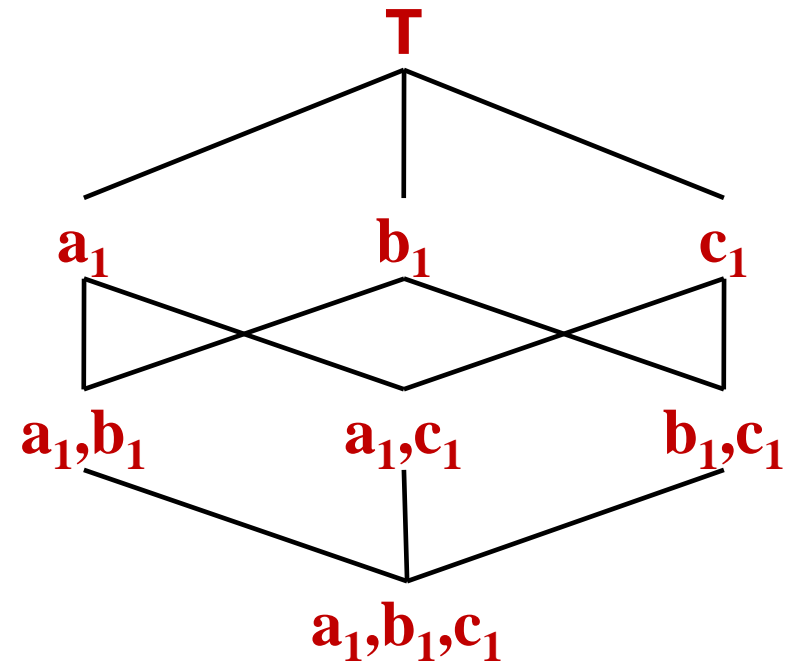
Brute-Force Approach

<i>id</i>	<i>d</i> ₁	<i>d</i> ₂	<i>d</i> ₃	<i>m</i> ₁	<i>m</i> ₂
<i>t</i> ₁	<i>a</i> ₁	<i>b</i> ₂	<i>c</i> ₂	10	15
<i>t</i> ₂	<i>a</i> ₁	<i>b</i> ₁	<i>c</i> ₁	15	10
<i>t</i> ₃	<i>a</i> ₂	<i>b</i> ₁	<i>c</i> ₂	17	17
<i>t</i> ₄	<i>a</i> ₂	<i>b</i> ₁	<i>c</i> ₁	20	20
<i>t</i> ₅	<i>a</i> ₁	<i>b</i> ₁	<i>c</i> ₁	11	15



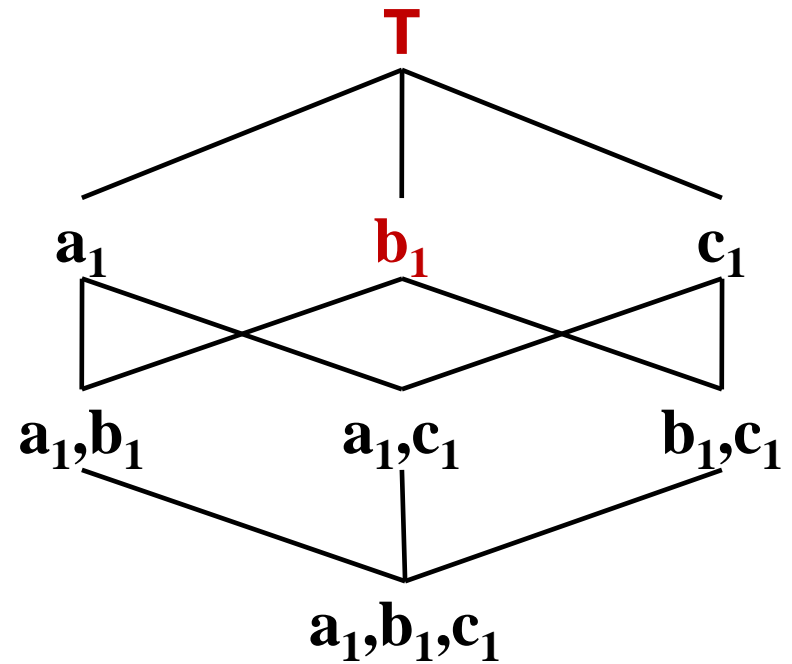
Brute-Force Approach

<i>id</i>	<i>d</i> ₁	<i>d</i> ₂	<i>d</i> ₃	<i>m</i> ₁	<i>m</i> ₂
<i>t</i> ₁	<i>a</i> ₁	<i>b</i> ₂	<i>c</i> ₂	10	15
<i>t</i> ₂	<i>a</i> ₁	<i>b</i> ₁	<i>c</i> ₁	15	10
<i>t</i> ₃	<i>a</i> ₂	<i>b</i> ₁	<i>c</i> ₂	17	17
<i>t</i> ₄	<i>a</i> ₂	<i>b</i> ₁	<i>c</i> ₁	20	20
<i>t</i> ₅	<i>a</i> ₁	<i>b</i> ₁	<i>c</i> ₁	11	15



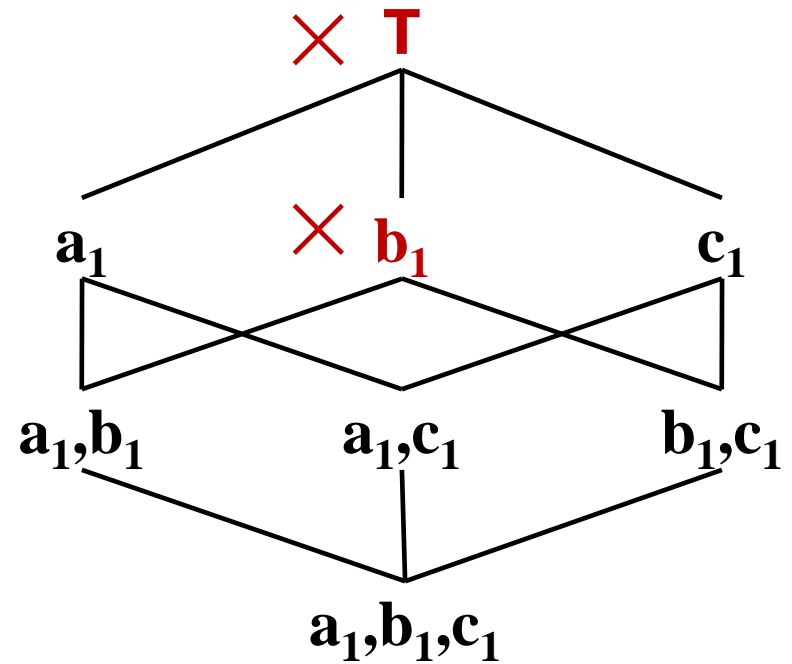
Brute-Force Approach

<i>id</i>	<i>d</i> ₁	<i>d</i> ₂	<i>d</i> ₃	<i>m</i> ₁	<i>m</i> ₂
<i>t</i> ₁	<i>a</i> ₁	<i>b</i> ₂	<i>c</i> ₂	10	15
<i>t</i> ₂	<i>a</i> ₁	<i>b</i> ₁	<i>c</i> ₁	15	10
<i>t</i> ₃	<i>a</i> ₂	<i>b</i> ₁	<i>c</i> ₂	17	17
<i>t</i> ₄	<i>a</i> ₂	<i>b</i> ₁	<i>c</i> ₁	20	20
<i>t</i> ₅	<i>a</i> ₁	<i>b</i> ₁	<i>c</i> ₁	11	15



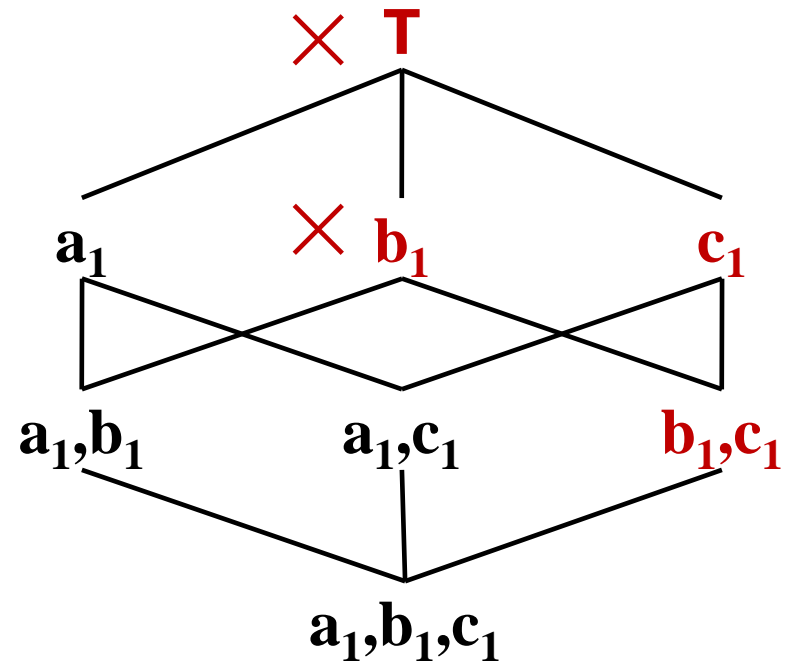
Brute-Force Approach

<i>id</i>	<i>d</i> ₁	<i>d</i> ₂	<i>d</i> ₃	<i>m</i> ₁	<i>m</i> ₂
<i>t</i> ₁	<i>a</i> ₁	<i>b</i> ₂	<i>c</i> ₂	10	15
<i>t</i> ₂	<i>a</i> ₁	<i>b</i> ₁	<i>c</i> ₁	15	10
<i>t</i> ₃	<i>a</i> ₂	<i>b</i> ₁	<i>c</i> ₂	17	17
<i>t</i> ₄	<i>a</i> ₂	<i>b</i> ₁	<i>c</i> ₁	20	20
<i>t</i> ₅	<i>a</i> ₁	<i>b</i> ₁	<i>c</i> ₁	11	15



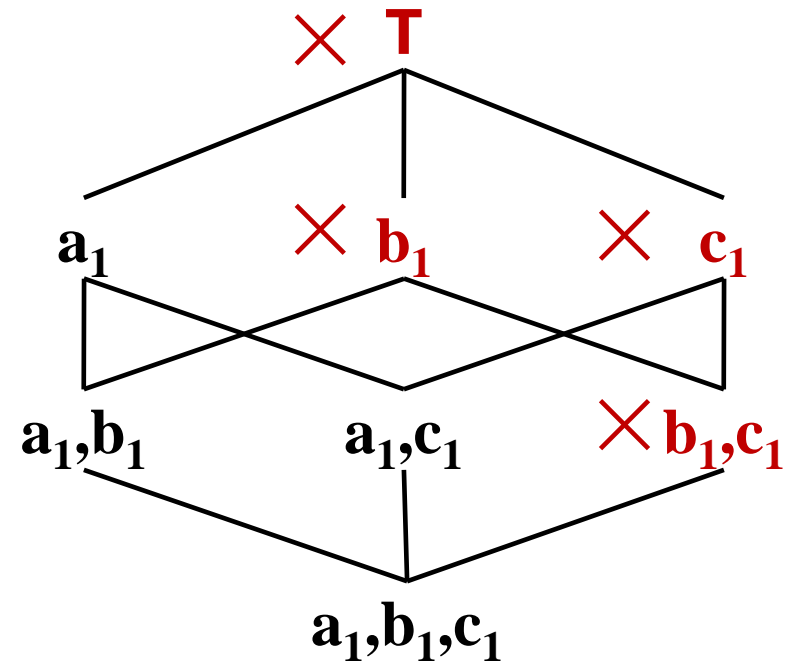
Brute-Force Approach

id	d_1	d_2	d_3	m_1	m_2
t_1	a_1	b_2	c_2	10	15
t_2	a_1	b_1	c_1	15	10
t_3	a_2	b_1	c_2	17	17
t_4	a_2	b_1	c_1	20	20
t_5	a_1	b_1	c_1	11	15



Brute-Force Approach

id	d_1	d_2	d_3	m_1	m_2
t_1	a_1	b_2	c_2	10	15
t_2	a_1	b_1	c_1	15	10
t_3	a_2	b_1	c_2	17	17
t_4	a_2	b_1	c_1	20	20
t_5	a_1	b_1	c_1	11	15



Total $|R| * (2^{|\mathcal{D}|+|\mathcal{M}|-1})$ comparisons!
Total 16 comparisons in this case!

Challenges

- Exhaustive comparison with every tuple
- Under every constraint
- Over every measure subspace

Challenges and Ideas

➤ Exhaustive comparison with every tuple

✓ Tuple reduction

▪ Comparison with skyline tuples is enough

▪ $t_4 \succ_{\{m_1, m_2\}} t_3 \succ_{\{m_1, m_2\}} t_5 \Rightarrow t_4 \succ_{\{m_1, m_2\}} t_5$

<i>id</i>		<i>d</i> ₂		<i>m</i> ₁	<i>m</i> ₂
<i>t</i> ₂		<i>b</i> ₁		15	10
<i>t</i> ₃		<i>b</i> ₁		17	17
<i>t</i> ₄		<i>b</i> ₁		20	20
<i>t</i> ₅		<i>b</i> ₁		11	15

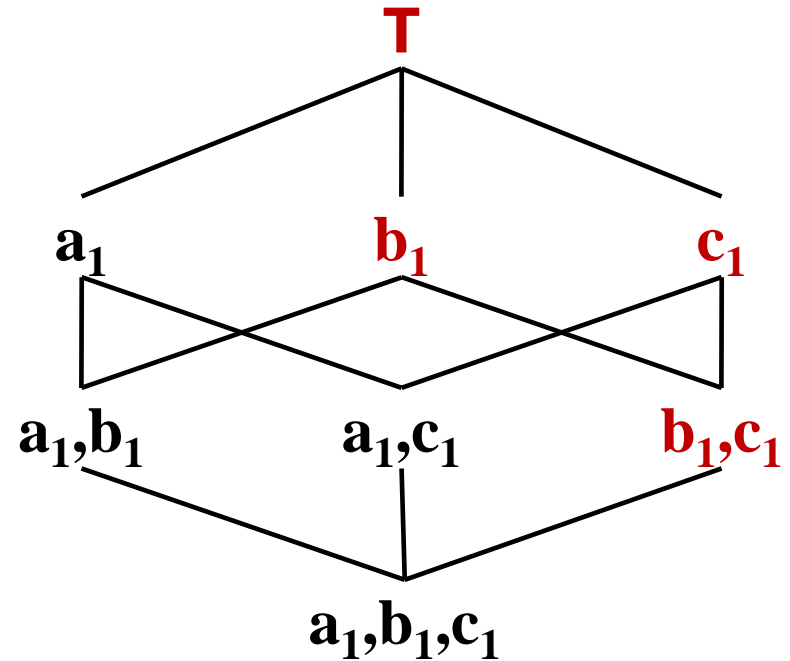
Challenges and Ideas

➤ Under every constraint

✓ Constraint pruning

▪ In $C^{t,t'}$, one comparison on t and t' is enough

<i>id</i>	<i>d</i> ₁	<i>d</i> ₂	<i>d</i> ₃	<i>m</i> ₁	<i>m</i> ₂
<i>t</i> ₁	<i>a</i> ₁	<i>b</i> ₂	<i>c</i> ₂	10	15
<i>t</i> ₂	<i>a</i> ₁	<i>b</i> ₁	<i>c</i> ₁	15	10
<i>t</i> ₃	<i>a</i> ₂	<i>b</i> ₁	<i>c</i> ₂	17	17
<i>t</i> ₄	<i>a</i> ₂	<i>b</i> ₁	<i>c</i> ₁	20	20
<i>t</i> ₅	<i>a</i> ₁	<i>b</i> ₁	<i>c</i> ₁	11	15



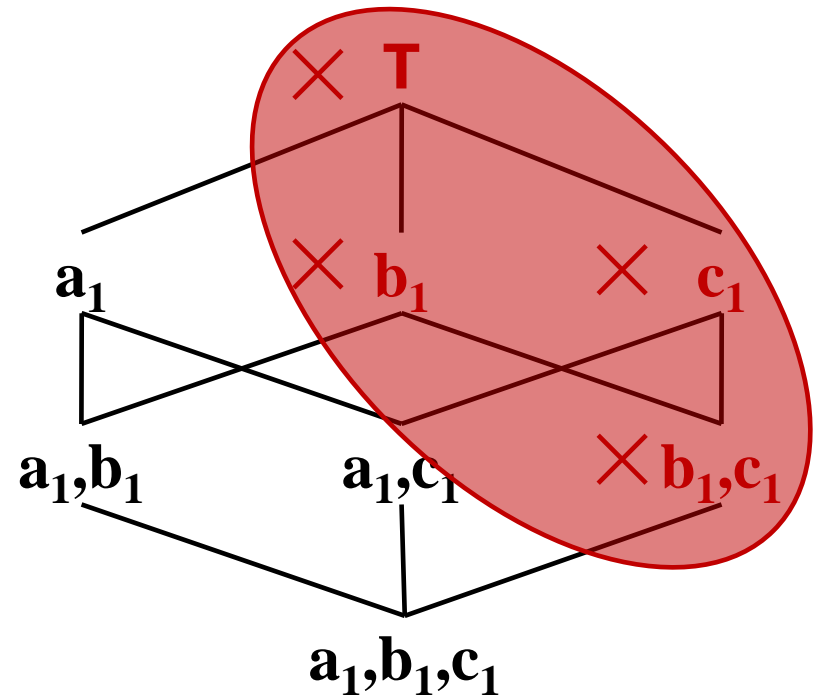
Challenges and Ideas

➤ Under every constraint

✓ Constraint pruning

▪ In $C^{t,t'}$, one comparison on t and t' is enough

<i>id</i>	<i>d</i> ₁	<i>d</i> ₂	<i>d</i> ₃	<i>m</i> ₁	<i>m</i> ₂
<i>t</i> ₁	<i>a</i> ₁	<i>b</i> ₂	<i>c</i> ₂	10	15
<i>t</i> ₂	<i>a</i> ₁	<i>b</i> ₁	<i>c</i> ₁	15	10
<i>t</i> ₃	<i>a</i> ₂	<i>b</i> ₁	<i>c</i> ₂	17	17
<i>t</i> ₄	<i>a</i> ₂	<i>b</i> ₁	<i>c</i> ₁	20	20
<i>t</i> ₅	<i>a</i> ₁	<i>b</i> ₁	<i>c</i> ₁	11	15



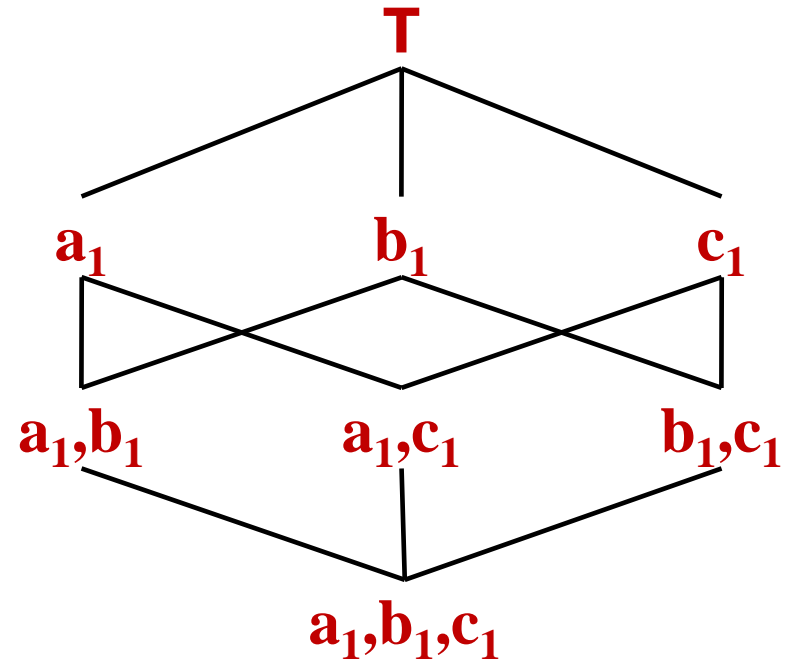
Challenges and Ideas

➤ Over every measure subspace

✓ Sharing computation across measure subspaces

▪ Reusing computations on full space in subspaces

<i>id</i>	<i>d</i> ₁	<i>d</i> ₂	<i>d</i> ₃	<i>m</i> ₁	<i>m</i> ₂
<i>t</i> ₁	<i>a</i> ₁	<i>b</i> ₂	<i>c</i> ₂	10	15
<i>t</i> ₂	<i>a</i> ₁	<i>b</i> ₁	<i>c</i> ₁	15	10
<i>t</i> ₃	<i>a</i> ₂	<i>b</i> ₁	<i>c</i> ₂	17	17
<i>t</i> ₄	<i>a</i> ₂	<i>b</i> ₁	<i>c</i> ₁	20	20
<i>t</i> ₅	<i>a</i> ₁	<i>b</i> ₁	<i>c</i> ₁	11	15



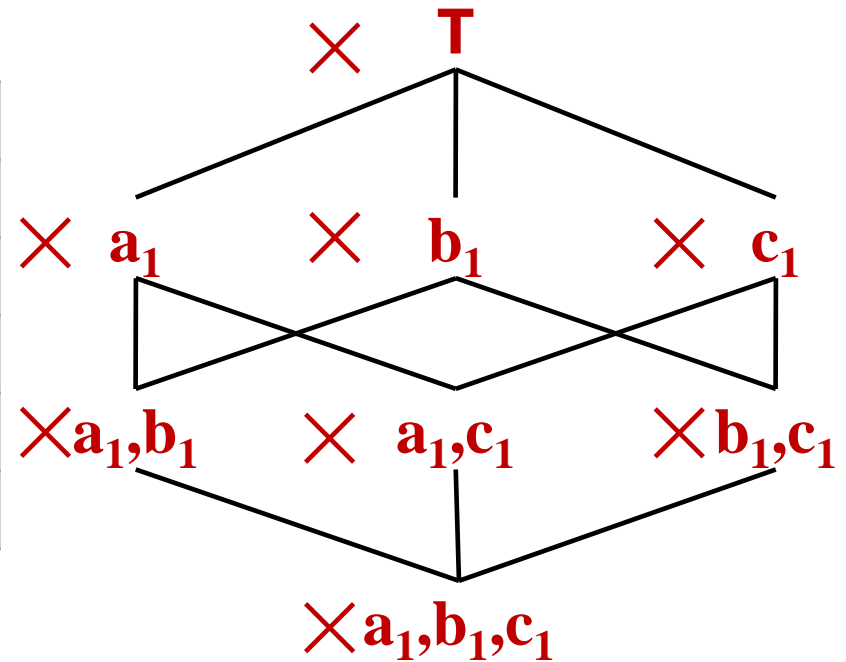
Challenges and Ideas

➤ Over every measure subspace

✓ Sharing computation across measure subspaces

- Reusing computations on full space in subspaces

<i>id</i>	<i>d</i> ₁	<i>d</i> ₂	<i>d</i> ₃	<i>m</i> ₁	
<i>t</i> ₁	<i>a</i> ₁	<i>b</i> ₂	<i>c</i> ₂	10	
<i>t</i> ₂	<i>a</i> ₁	<i>b</i> ₁	<i>c</i> ₁	15	
<i>t</i> ₃	<i>a</i> ₂	<i>b</i> ₁	<i>c</i> ₂	17	
<i>t</i> ₄	<i>a</i> ₂	<i>b</i> ₁	<i>c</i> ₁	20	
<i>t</i> ₅	<i>a</i> ₁	<i>b</i> ₁	<i>c</i> ₁	11	



Our Algorithms

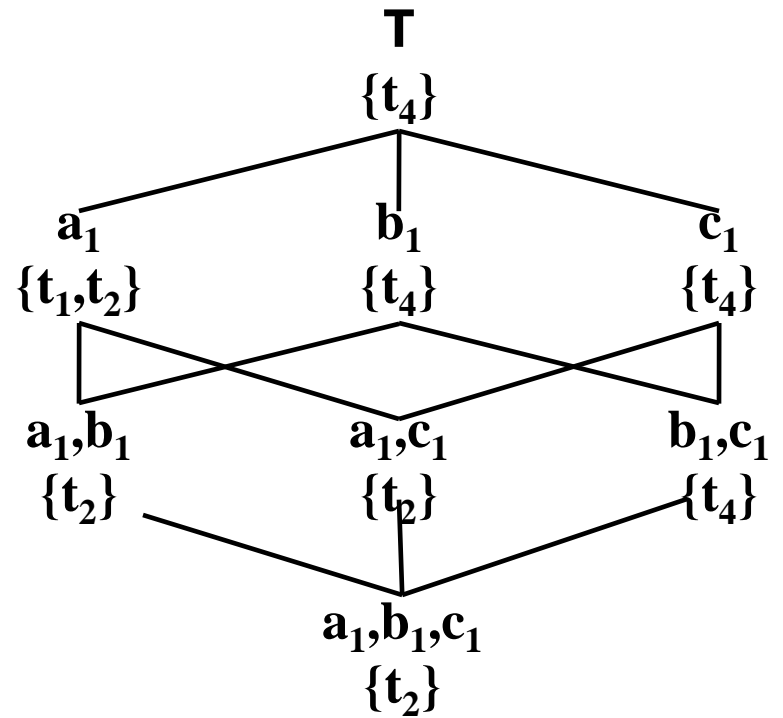
- Tuple reduction + Constraint pruning
 - BottomUp
 - TopDown
- Tuple reduction + Constraint pruning + Sharing computation
 - SBottomUp
 - STopDown

BottomUp

- Stores a tuple for every such constraint that qualifies it as a contextual skyline tuple
- Traverses the constraints in C^t in a bottom-up, breadth-first manner

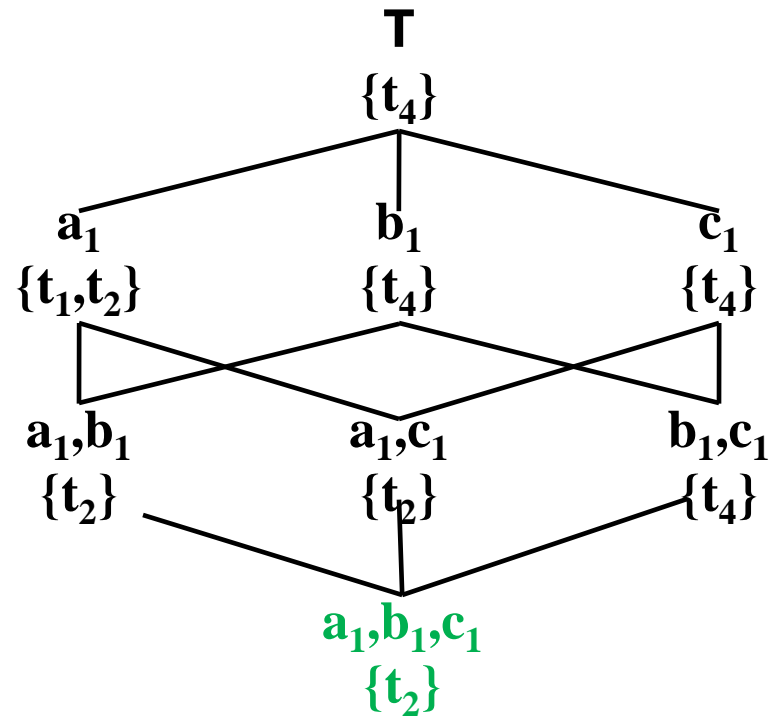
BottomUp

<i>id</i>	<i>d</i> ₁	<i>d</i> ₂	<i>d</i> ₃	<i>m</i> ₁	<i>m</i> ₂
<i>t</i> ₁	<i>a</i> ₁	<i>b</i> ₂	<i>c</i> ₂	10	15
<i>t</i> ₂	<i>a</i> ₁	<i>b</i> ₁	<i>c</i> ₁	15	10
<i>t</i> ₃	<i>a</i> ₂	<i>b</i> ₁	<i>c</i> ₂	17	17
<i>t</i> ₄	<i>a</i> ₂	<i>b</i> ₁	<i>c</i> ₁	20	20
<i>t</i> ₅	<i>a</i> ₁	<i>b</i> ₁	<i>c</i> ₁	11	15



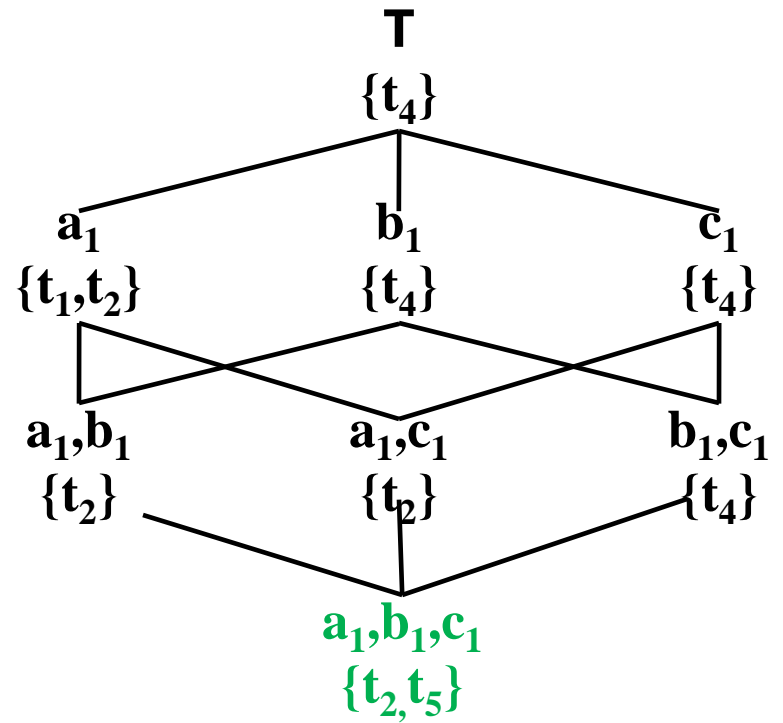
BottomUp

<i>id</i>	<i>d</i> ₁	<i>d</i> ₂	<i>d</i> ₃	<i>m</i> ₁	<i>m</i> ₂
<i>t</i> ₂	<i>a</i> ₁	<i>b</i> ₁	<i>c</i> ₁	15	10
<i>t</i> ₅	<i>a</i> ₁	<i>b</i> ₁	<i>c</i> ₁	11	15



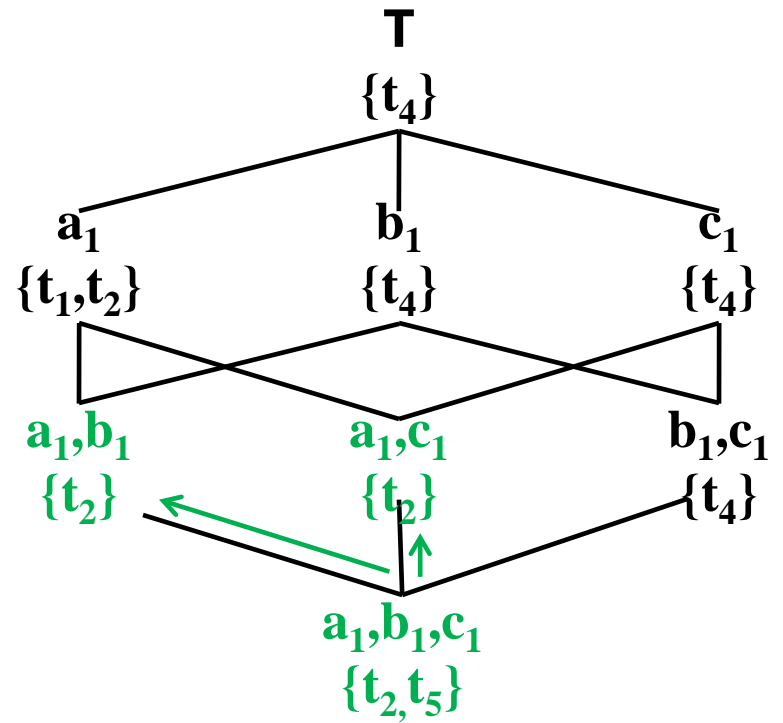
BottomUp

<i>id</i>	<i>d</i> ₁	<i>d</i> ₂	<i>d</i> ₃	<i>m</i> ₁	<i>m</i> ₂
<i>t</i> ₂	<i>a</i> ₁	<i>b</i> ₁	<i>c</i> ₁	15	10
<i>t</i> ₅	<i>a</i> ₁	<i>b</i> ₁	<i>c</i> ₁	11	15



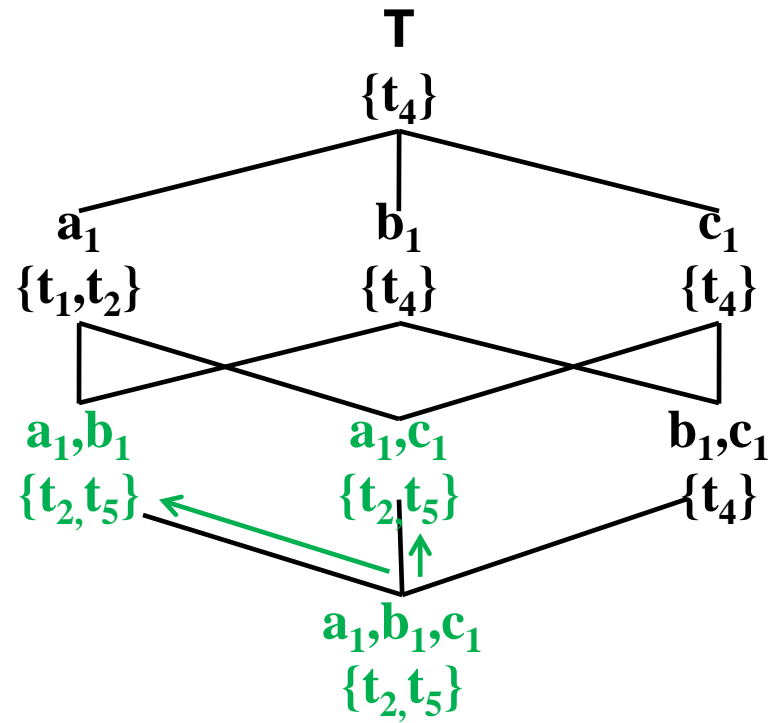
BottomUp

<i>id</i>	<i>d</i> ₁	<i>d</i> ₂	<i>d</i> ₃	<i>m</i> ₁	<i>m</i> ₂
<i>t</i> ₂	<i>a</i> ₁	<i>b</i> ₁	<i>c</i> ₁	15	10
<i>t</i> ₅	<i>a</i> ₁	<i>b</i> ₁	<i>c</i> ₁	11	15



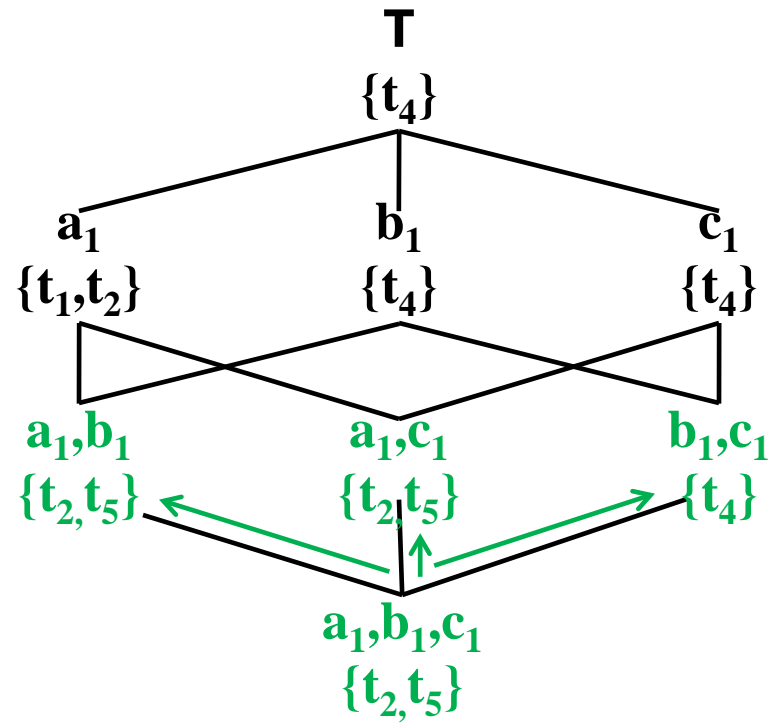
BottomUp

<i>id</i>	<i>d</i> ₁	<i>d</i> ₂	<i>d</i> ₃	<i>m</i> ₁	<i>m</i> ₂
<i>t</i> ₂	<i>a</i> ₁	<i>b</i> ₁	<i>c</i> ₁	15	10
<i>t</i> ₅	<i>a</i> ₁	<i>b</i> ₁	<i>c</i> ₁	11	15



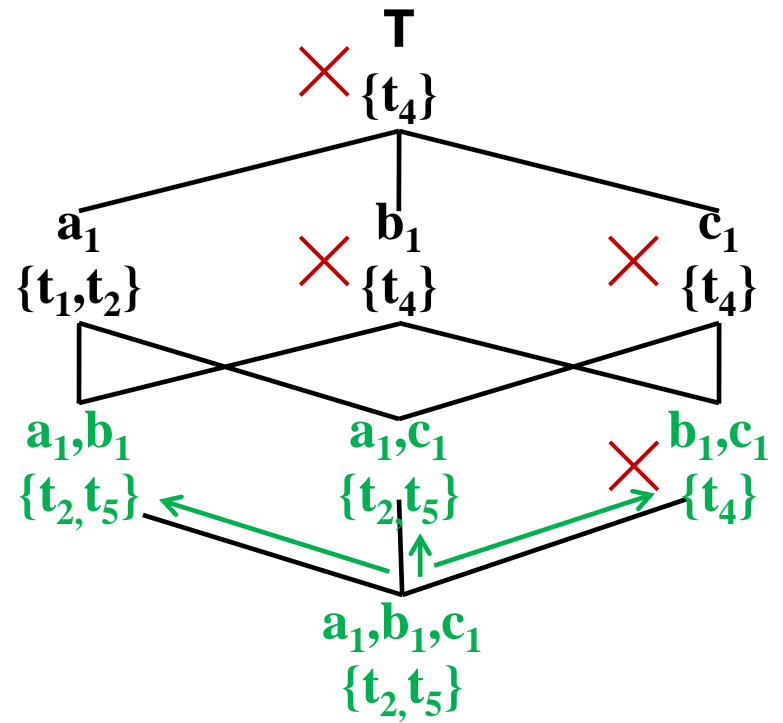
BottomUp

<i>id</i>		<i>d</i> ₂	<i>d</i> ₃	<i>m</i> ₁	<i>m</i> ₂
<i>t</i> ₂		<i>b</i> ₁	<i>c</i> ₁	15	10
<i>t</i> ₄		<i>b</i> ₁	<i>c</i> ₁	20	20
<i>t</i> ₅		<i>b</i> ₁	<i>c</i> ₁	11	15



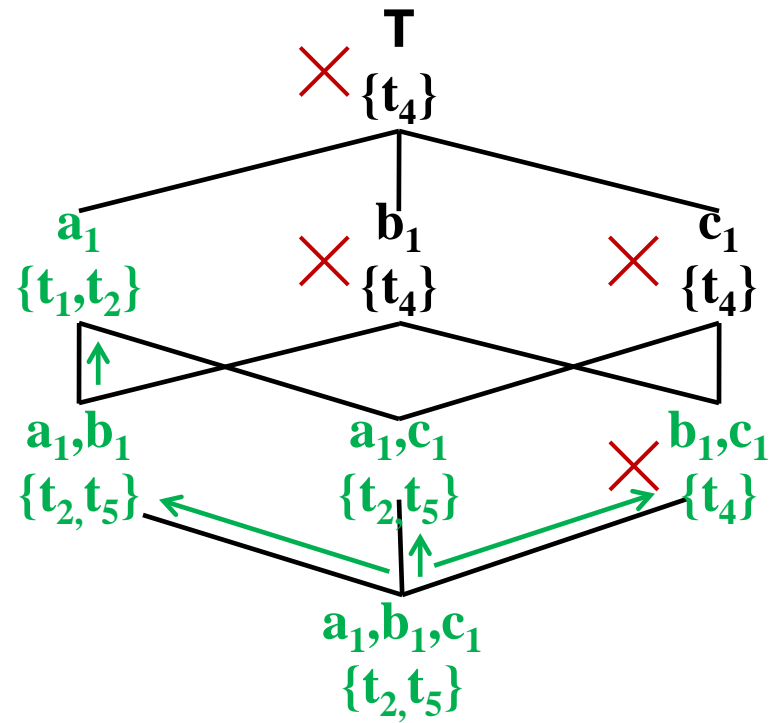
BottomUp

<i>id</i>		<i>d</i> ₂	<i>d</i> ₃	<i>m</i> ₁	<i>m</i> ₂
<i>t</i> ₂		<i>b</i> ₁	<i>c</i> ₁	15	10
<i>t</i> ₄		<i>b</i> ₁	<i>c</i> ₁	20	20
<i>t</i> ₅		<i>b</i> ₁	<i>c</i> ₁	11	15



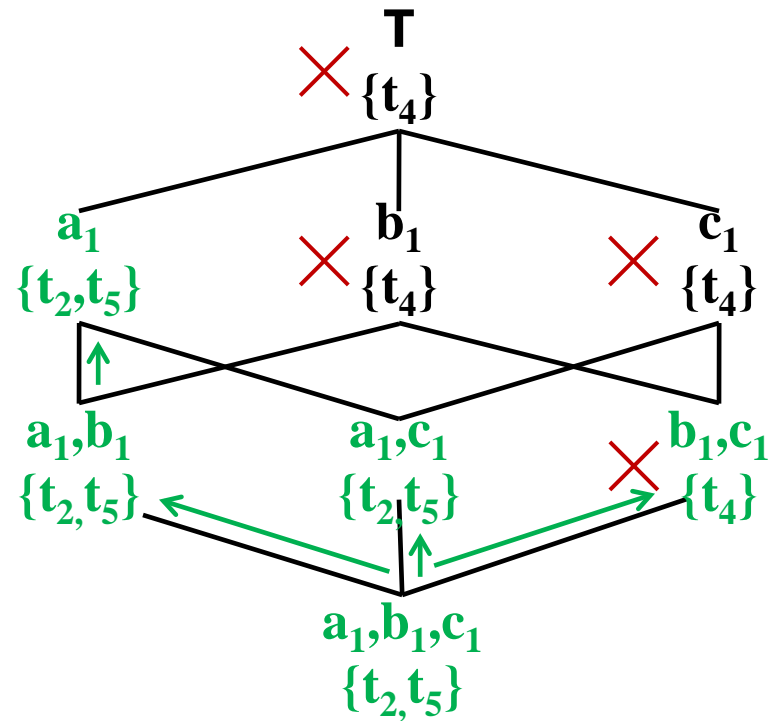
BottomUp

id	d_1			m_1	m_2
t_1	a_1			10	15
t_2	a_1			15	10
t_5	a_1			11	15



BottomUp

id	d_1			m_1	m_2
t_1	a_1			10	15
t_2	a_1			15	10
t_5	a_1			11	15



Total 6 comparisons in this case

BottomUp

➤ Cons of BottomUp

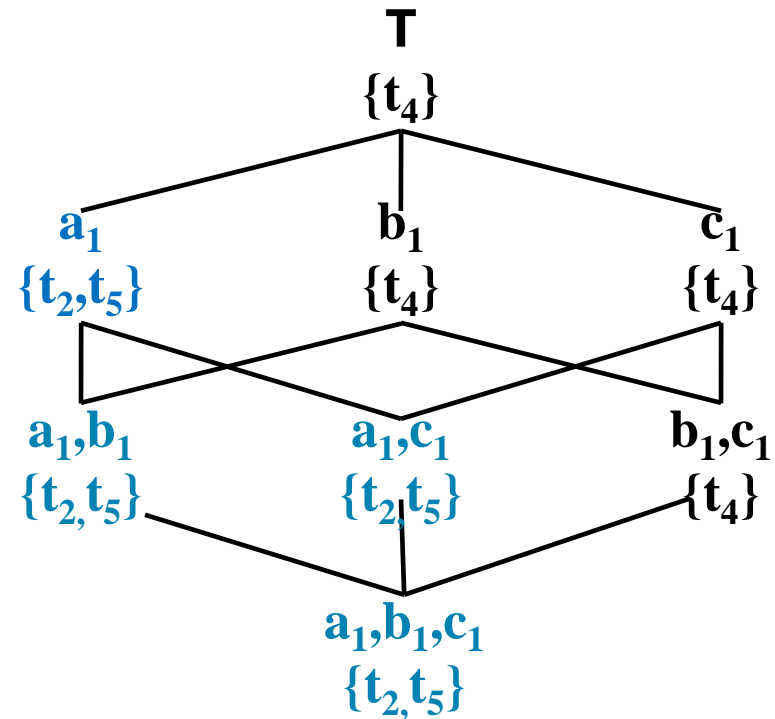
- Repetitive storage: **space complexity**
- Repetitive comparisons: **time complexity**

TopDown stores a tuple for its **maximal skyline constraints** only.

Skyline Constraints

Constraints whose contextual skylines include t .

id	d_1	d_2	d_3	m_1	m_2
t_1	a_1	b_2	c_2	10	15
t_2	a_1	b_1	c_1	15	10
t_3	a_2	b_1	c_2	17	17
t_4	a_2	b_1	c_1	20	20
t_5	a_1	b_1	c_1	11	15

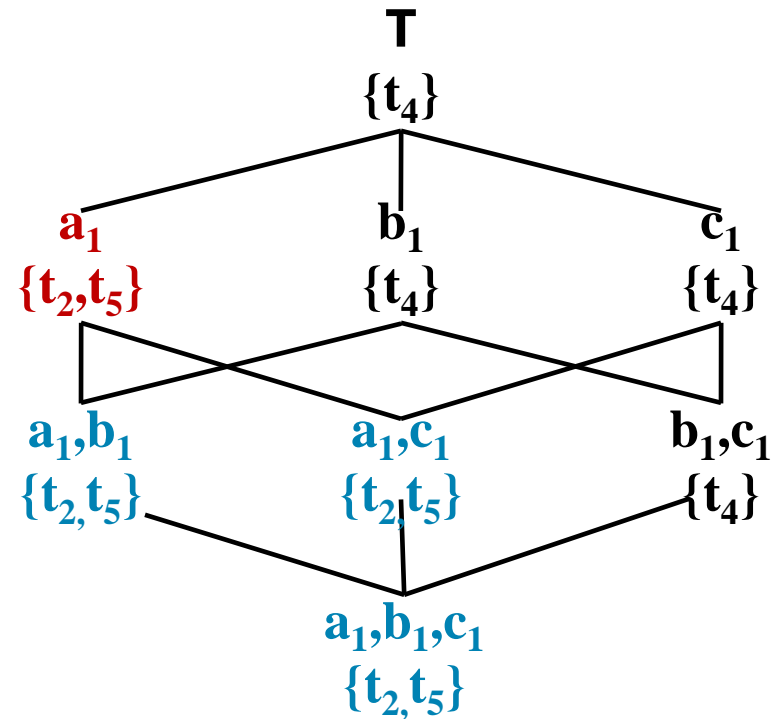


TopDown

Maximal Skyline Constraints

Constraints not subsumed by any other skyline constraints of t .

id	d_1	d_2	d_3	m_1	m_2
t_1	a_1	b_2	c_2	10	15
t_2	a_1	b_1	c_1	15	10
t_3	a_2	b_1	c_2	17	17
t_4	a_2	b_1	c_1	20	20
t_5	a_1	b_1	c_1	11	15

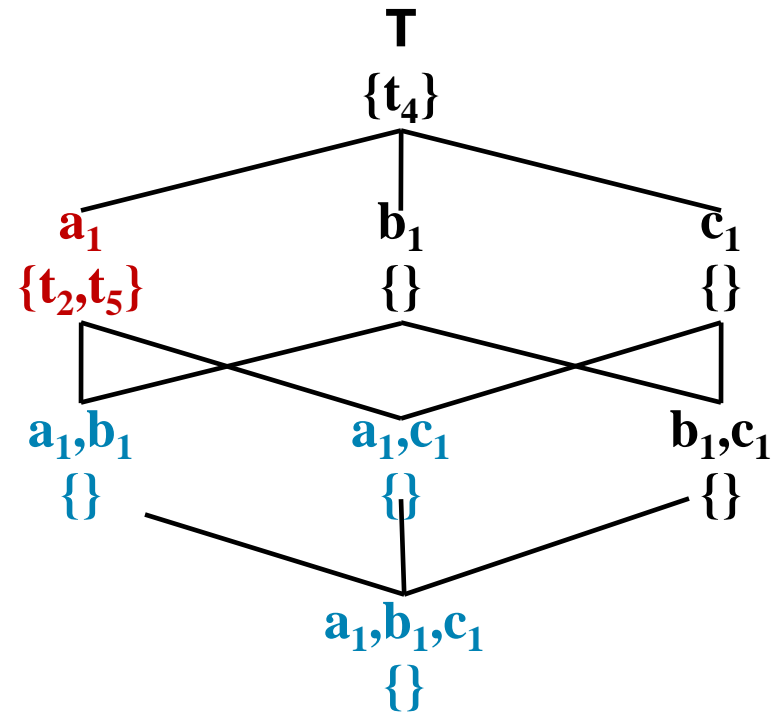


TopDown

Maximal Skyline Constraints

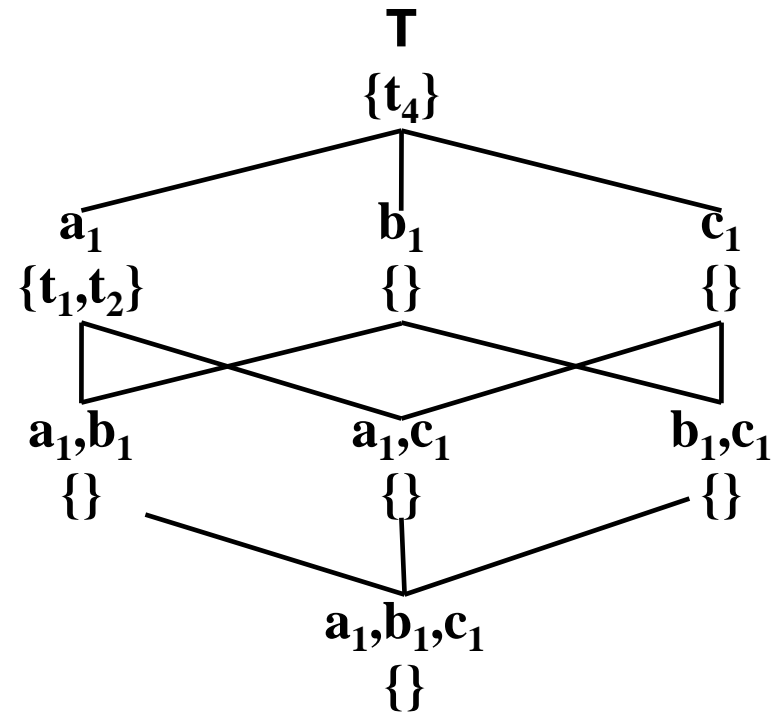
Constraints not subsumed by any other skyline constraints of t .

id	d_1	d_2	d_3	m_1	m_2
t_1	a_1	b_2	c_2	10	15
t_2	a_1	b_1	c_1	15	10
t_3	a_2	b_1	c_2	17	17
t_4	a_2	b_1	c_1	20	20
t_5	a_1	b_1	c_1	11	15



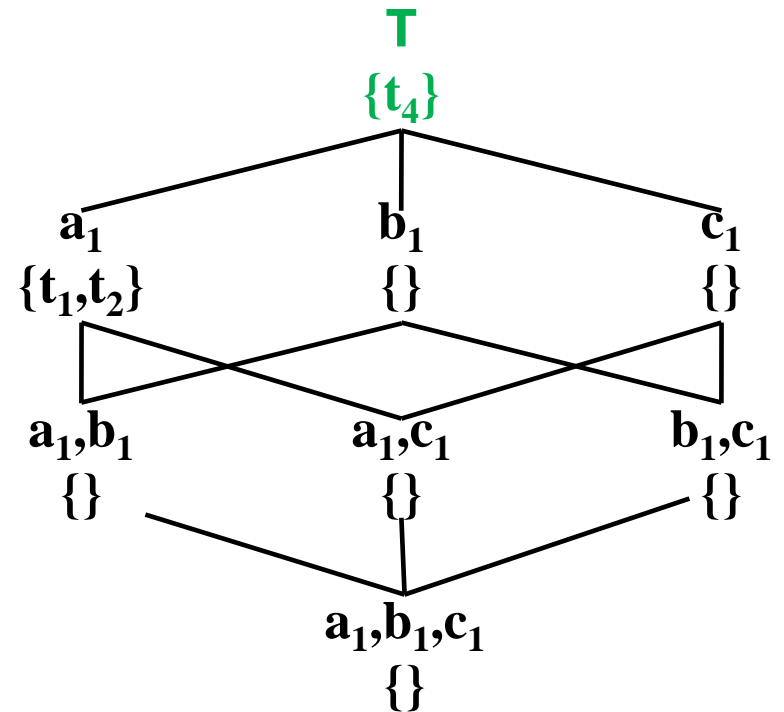
TopDown

<i>id</i>	<i>d</i> ₁	<i>d</i> ₂	<i>d</i> ₃	<i>m</i> ₁	<i>m</i> ₂
<i>t</i> ₁	<i>a</i> ₁	<i>b</i> ₂	<i>c</i> ₂	10	15
<i>t</i> ₂	<i>a</i> ₁	<i>b</i> ₁	<i>c</i> ₁	15	10
<i>t</i> ₃	<i>a</i> ₂	<i>b</i> ₁	<i>c</i> ₂	17	17
<i>t</i> ₄	<i>a</i> ₂	<i>b</i> ₁	<i>c</i> ₁	20	20
<i>t</i> ₅	<i>a</i> ₁	<i>b</i> ₁	<i>c</i> ₁	11	15



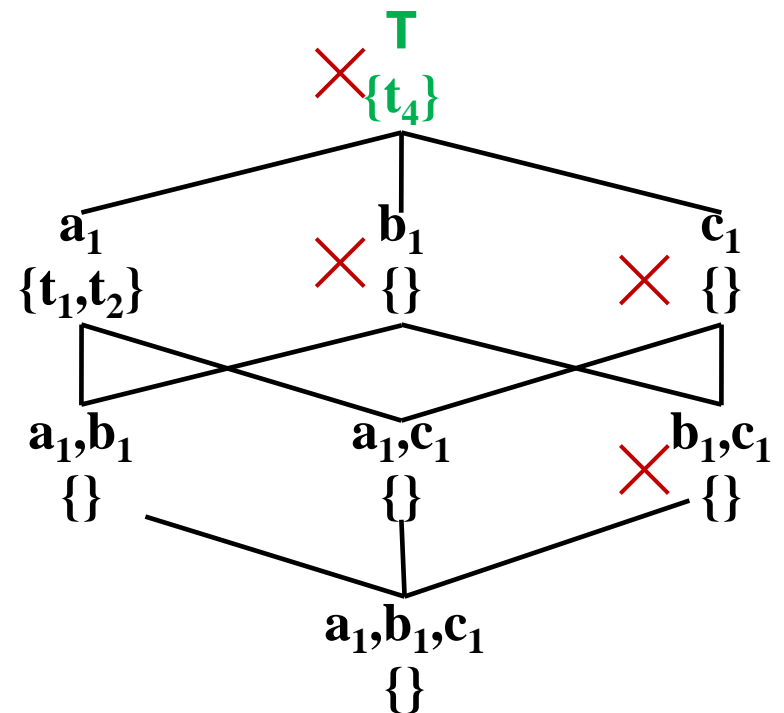
TopDown

<i>id</i>	<i>d</i> ₁	<i>d</i> ₂	<i>d</i> ₃	<i>m</i> ₁	<i>m</i> ₂
<i>t</i> ₁	<i>a</i> ₁	<i>b</i> ₂	<i>c</i> ₂	10	15
<i>t</i> ₂	<i>a</i> ₁	<i>b</i> ₁	<i>c</i> ₁	15	10
<i>t</i> ₃	<i>a</i> ₂	<i>b</i> ₁	<i>c</i> ₂	17	17
<i>t</i> ₄	<i>a</i> ₂	<i>b</i> ₁	<i>c</i> ₁	20	20
<i>t</i> ₅	<i>a</i> ₁	<i>b</i> ₁	<i>c</i> ₁	11	15



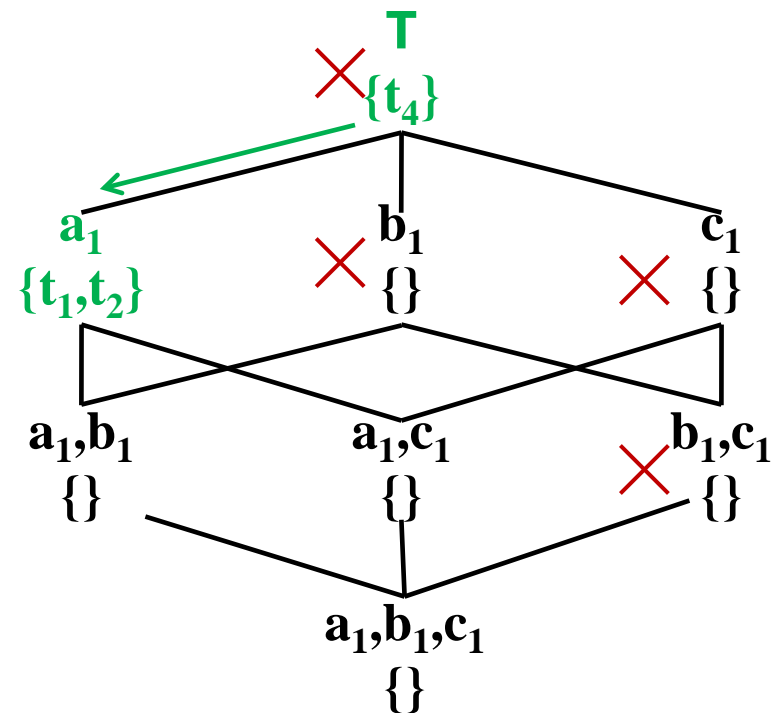
TopDown

<i>id</i>	<i>d</i> ₁	<i>d</i> ₂	<i>d</i> ₃	<i>m</i> ₁	<i>m</i> ₂
<i>t</i> ₁	<i>a</i> ₁	<i>b</i> ₂	<i>c</i> ₂	10	15
<i>t</i> ₂	<i>a</i> ₁	<i>b</i> ₁	<i>c</i> ₁	15	10
<i>t</i> ₃	<i>a</i> ₂	<i>b</i> ₁	<i>c</i> ₂	17	17
<i>t</i> ₄	<i>a</i> ₂	<i>b</i> ₁	<i>c</i> ₁	20	20
<i>t</i> ₅	<i>a</i> ₁	<i>b</i> ₁	<i>c</i> ₁	11	15



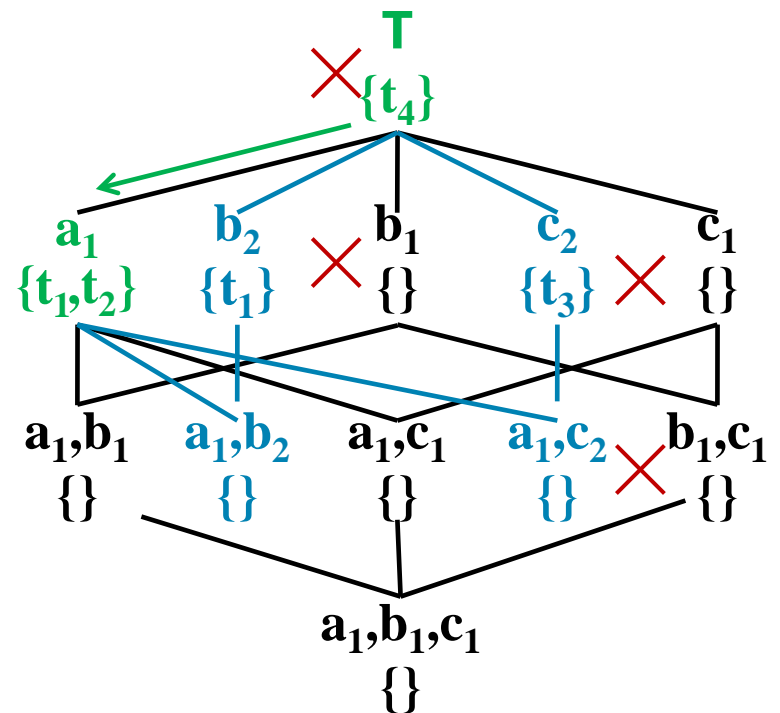
TopDown

id	d_1			m_1	m_2
t_1	a_1			10	15
t_2	a_1			15	10
t_5	a_1			11	15



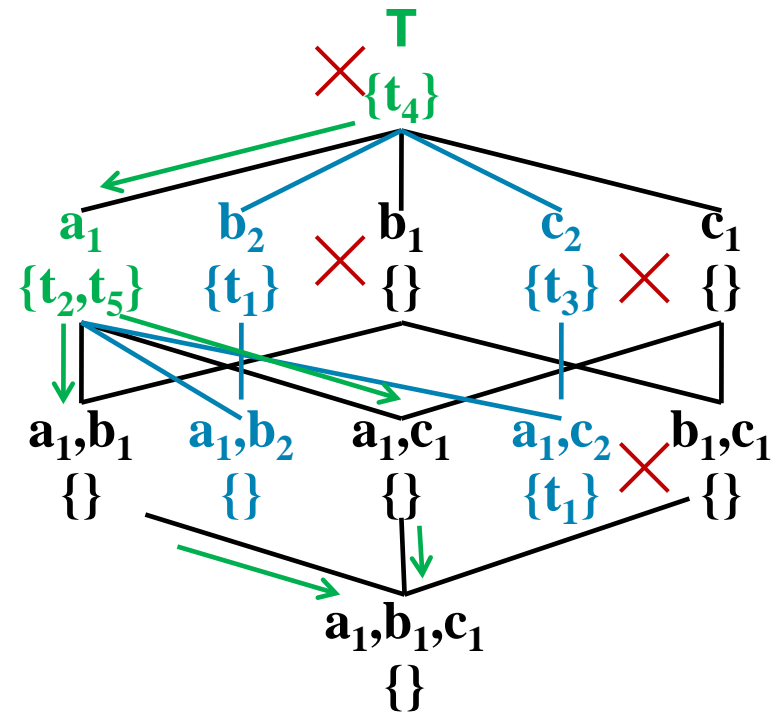
TopDown

id	d_1			m_1	m_2
t_1	a_1			10	15
t_2	a_1			15	10
t_5	a_1			11	15



TopDown

id	d_1			m_1	m_2
t_1	a_1			10	15
t_2	a_1			15	10
t_5	a_1			11	15



Total 3 comparisons in this case

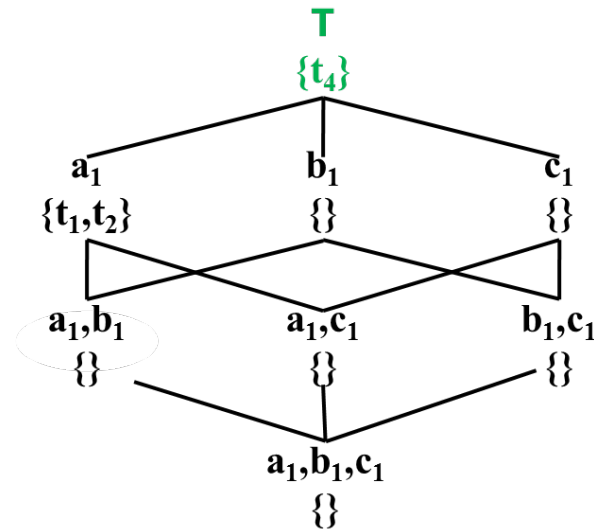
S_{TopDown} and S_{BottomUp}

➤ Con of BottomUp and TopDown

- Need to compute **over every measure subspace** separately
 - S_{TopDown} and S_{BottomUp} share computation across different subspaces

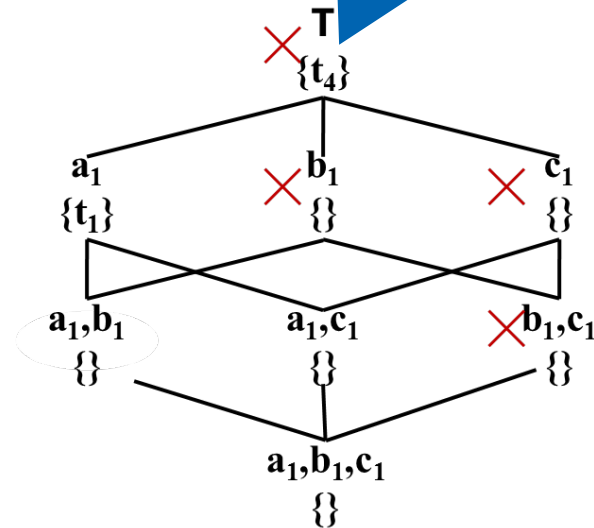
SStopDown

<i>id</i>	<i>d</i> ₁	<i>d</i> ₂	<i>d</i> ₃	<i>m</i> ₁	<i>m</i> ₂
<i>t</i> ₁	<i>a</i> ₁	<i>b</i> ₂	<i>c</i> ₂	10	15
<i>t</i> ₂	<i>a</i> ₁	<i>b</i> ₁	<i>c</i> ₁	15	10
<i>t</i> ₃	<i>a</i> ₂	<i>b</i> ₁	<i>c</i> ₂	17	17
<i>t</i> ₄	<i>a</i> ₂	<i>b</i> ₁	<i>c</i> ₁	20	20
<i>t</i> ₅	<i>a</i> ₁	<i>b</i> ₁	<i>c</i> ₁	11	15



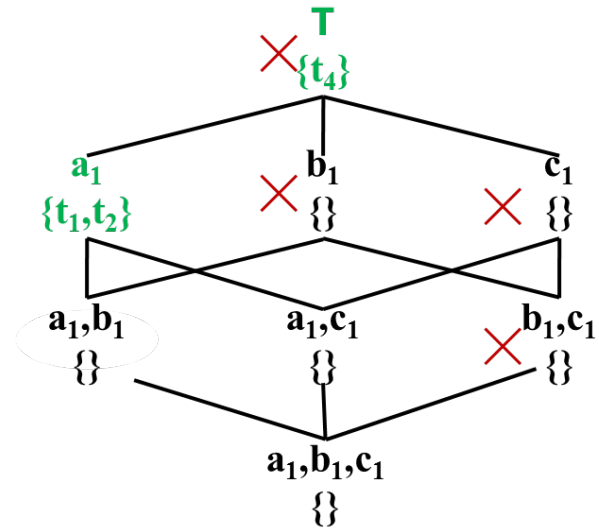
Comparison with *t*₄ is skipped

<i>id</i>	<i>d</i> ₁	<i>d</i> ₂	<i>d</i> ₃		<i>m</i> ₂
<i>t</i> ₁	<i>a</i> ₁	<i>b</i> ₂	<i>c</i> ₂		15
<i>t</i> ₂	<i>a</i> ₁	<i>b</i> ₁	<i>c</i> ₁		10
<i>t</i> ₃	<i>a</i> ₂	<i>b</i> ₁	<i>c</i> ₂		17
<i>t</i> ₄	<i>a</i> ₂	<i>b</i> ₁	<i>c</i> ₁		20
<i>t</i> ₅	<i>a</i> ₁	<i>b</i> ₁	<i>c</i> ₁		15



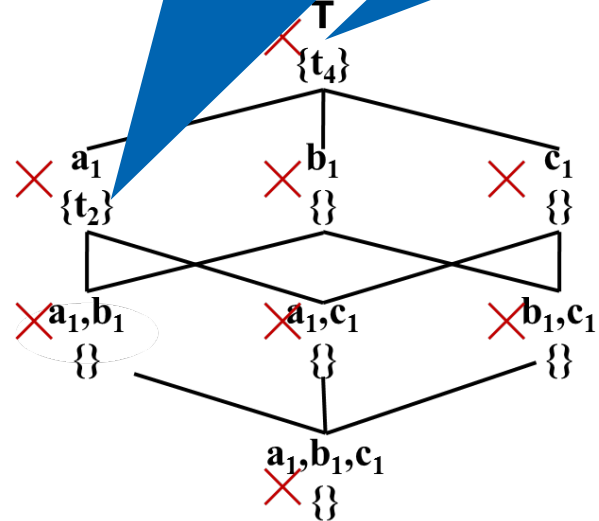
SStopDown

<i>id</i>	<i>d</i> ₁			<i>m</i> ₁	<i>m</i> ₂
<i>t</i> ₁	<i>a</i> ₁			10	15
<i>t</i> ₂	<i>a</i> ₁			15	10
<i>t</i> ₅	<i>a</i> ₁			11	15



Comparisons with *t*₂ & *t*₄ are skipped

<i>id</i>	<i>d</i> ₁	<i>d</i> ₂	<i>d</i> ₃	<i>m</i> ₁	
<i>t</i> ₁	<i>a</i> ₁	<i>b</i> ₂	<i>c</i> ₂	10	
<i>t</i> ₂	<i>a</i> ₁	<i>b</i> ₁	<i>c</i> ₁	15	
<i>t</i> ₃	<i>a</i> ₂	<i>b</i> ₁	<i>c</i> ₂	17	
<i>t</i> ₄	<i>a</i> ₂	<i>b</i> ₁	<i>c</i> ₁	20	
<i>t</i> ₅	<i>a</i> ₁	<i>b</i> ₁	<i>c</i> ₁	11	



Experiment Setup

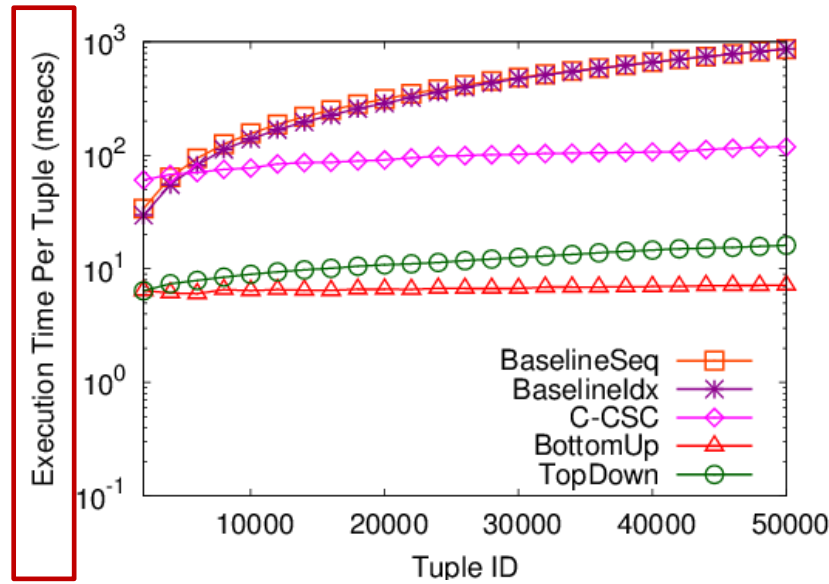
□ NBA Dataset

- 317,371 tuples of NBA box scores from 1991-2004 seasons
- 8 dimension attributes
- 7 measure attributes

□ Weather Dataset

- 7.8 million tuples of weather forecast from different locations of six countries & regions of UK
- 7 dimension attributes
- 7 measure attributes

Memory-Based Implementation



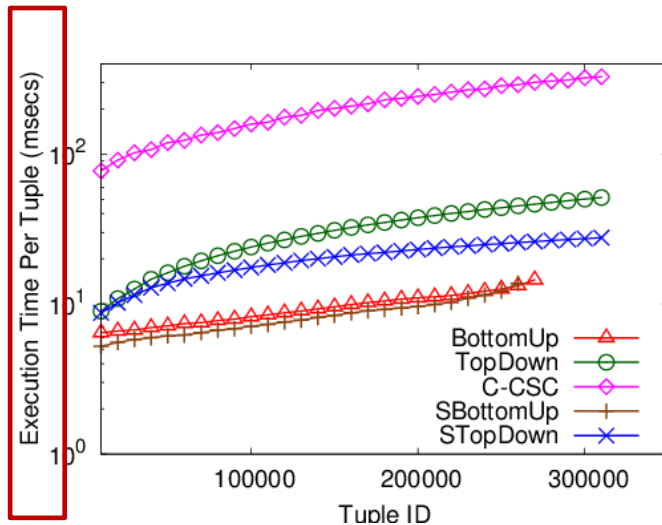
NBA Dataset

❑ Maintaining CSC for each constraint causes overhead

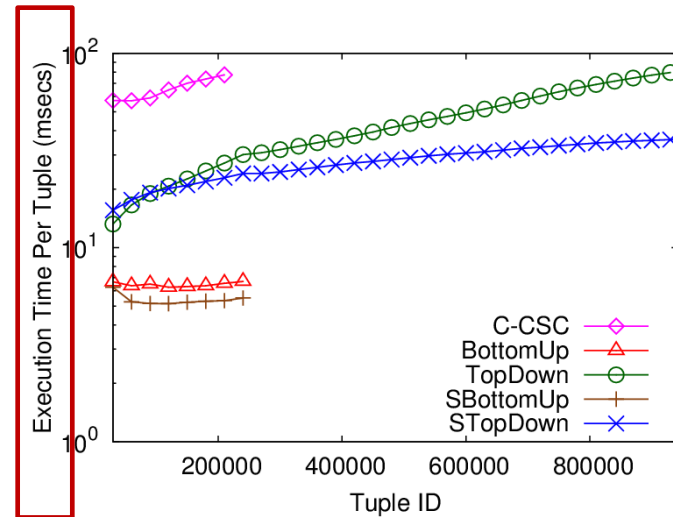
(Xia et al. SIGMOD 2006)

- Not benefitted by constraint pruning

Memory-Based Implementation



NBA Dataset



Weather Dataset

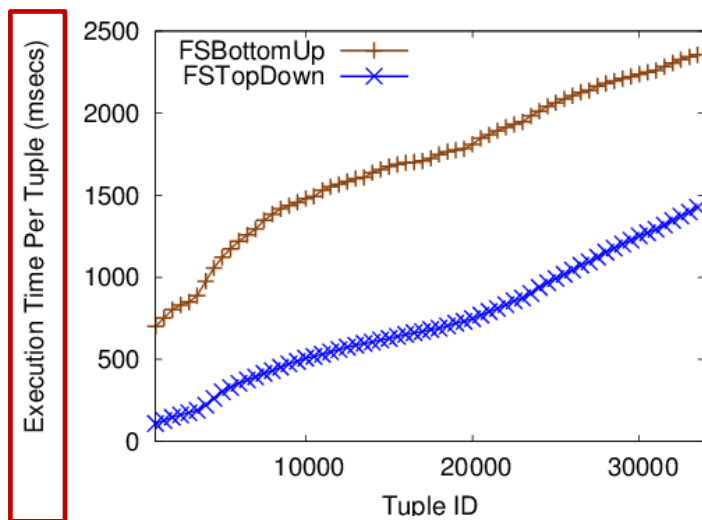
□ BottomUp/SBottomUp exhausted available JVM heap

- memory overflow

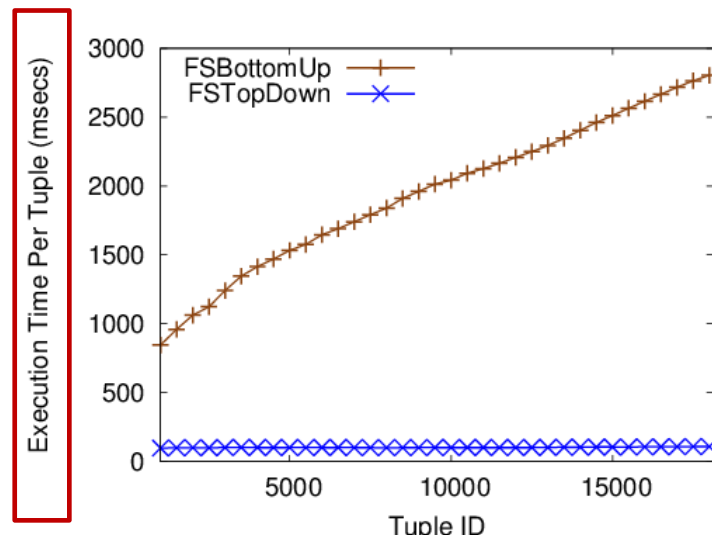
□ TopDown/STopDown was outperformed by BottomUp/SBottomUp

- Updating maximal skyline constraints causes overhead

File-Based Implementation



NBA Dataset



Weather Dataset

- ❑ Each storage of (C, M) is a binary file
- ❑ While traversing, file-read operation occurs if storage is non-empty: **FSTopDown encounters many empty storage**
- ❑ For updating storage, file-write operation occurs: **FSTopDown stores fewer tuples**
- ❑ I/O-cost dominates in-memory computation

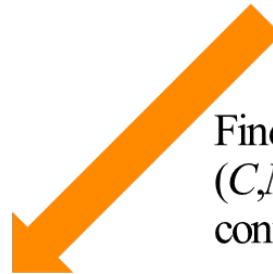
Conclusion



Tuples capturing real world events appended to table



id	player	day	month	season	team	opp_team	pts	ast	reb
t_1	Bogues	11	Feb.	1991-92	Hornets	Hawks	4	12	5
t_2	Seikaly	13	Feb.	1991-92	Heat	Hawks	24	5	15
t_3	Sherman	7	Dec.	1993-94	Celtics	Nets	13	13	5
t_4	Wesley	4	Feb.	1994-95	Celtics	Nets	2	5	2
t_5	Wesley	5	Feb.	1994-95	Celtics	Timberwolves	3	5	3
t_6	Strickland	3	Jan.	1995-96	Blazers	Celtics	27	18	8
t_7	Wesley	25	Feb.	1995-96	Celtics	Nets	12	13	5



Find constraint-measure pair (C, M) such that t is in the contextual skyline.

Constraint	Measure
month=Feb	pts, ast, rb
opp_team=Nets	ast, rb
team=Celtics \wedge opp_team=Nets	ast, rb
...	...

Template



Wesley had 12 points, 13 assists and 5 rebounds on February 25, 1996 to become the first player with a 12/13/5 (points/assists/rebounds) in February.

- ✓ Novel problem of discovering prominent situational facts
- ✓ Presented Efficient algorithms
- ✓ Adopted prominence measure to rank

Discovered Facts

- Lamar Odom had 30 points, 19 rebounds and 11 assists on March 6, 2004. No one before had a better or equal performance in NBA history.
- Allen Iverson had 38 points and 16 assists on April 14, 2004 to become the first player with a 38/16 (points/assists) game in the 2004-2005 season.
- Damon Stoudamire scored 54 points on January 14, 2005. It is the highest score in history made by any Trail Blazers.

Future Work

- ❖ Narrating facts in natural language text
- ❖ Demo under submission